



ITS Instructions for Students

Contents

| | |
|--|---|
| Fisk Email..... | 2 |
| What is my Fisk Email?..... | 2 |
| How to access Fisk Email?..... | 2 |
| What is CAMS?..... | 3 |
| How to access CAMS?..... | 3 |
| CAMS: Username and Password..... | 3 |
| What is Canvas?..... | 4 |
| How to access Canvas?..... | 4 |
| Canvas: Username and Password..... | 4 |
| What is EAB?..... | 5 |
| How to access EAB?..... | 5 |
| EAB: username and password..... | 5 |
| Office 365..... | 6 |
| How to access Office 365?..... | 6 |
| Additional Software for Fisk Students..... | 7 |
| Bring Your Own Device (BYOD) Guidelines..... | 8 |
| ITS Help..... | 9 |
| General ITS Help..... | 9 |
| Canvas Help..... | 9 |
| ITS Location..... | 9 |

Fisk Email

Every student receives a Fisk Email account.

What is my Fisk Email?

The email address is based on your personal information. Consider the following student:

- First Name: Jane
- Middle Name: Davis
- Last Name: Smith
- Birth Date: 11/04/2002 (November 4, 2002)
- Student ID: A0000012345

Username = jdsmith04

Password = JS12345!a

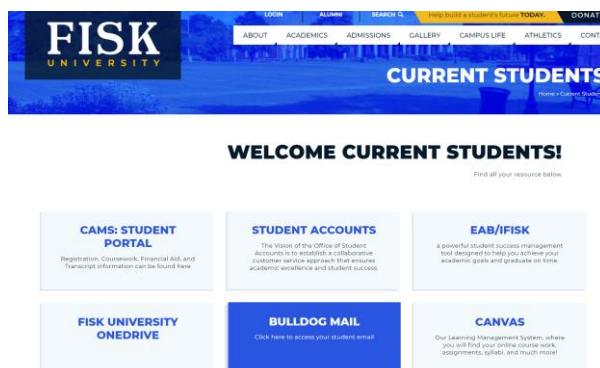
Email Address = jdsmith04@my.fisk.edu

Rule for Initial Password

1. First Initial (**J** from Jane) in upper case.
2. Last Initial (**S** from Smith) in upper case.
3. Last 5 digits of Student ID (**12345** from A0000012345)
4. The password ends with **!a**

How to access Fisk Email?

- Access your Fisk web site at: <http://www.fisk.edu>
- Near top center, you will find link for Student Logins (click on the link), or it can be accessed by this link, <https://www.fisk.edu/current-students/>
- Click on the link of **BULLDOG MAIL**



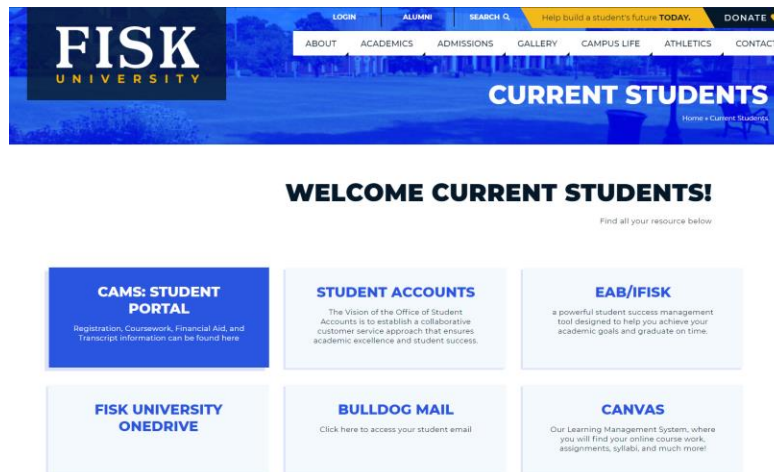
The above QR code is linked to Fisk Email.

What is CAMS?

- CAMS is a “Student Information System (SIS)” tool. It provides the details of Course Registration, Billing Information, Financial Aid, Class schedule, Academic Transcript, etc.

How to access CAMS?

- Access your Fisk web site at: <http://www.fisk.edu>
- Near top center, you will find link for Student Logins (click on the link), or it can be accessed by this link, <https://www.fisk.edu/current-students/>
- Click on the link of CAMS: STUDENT PORTAL



CAMS: Username and Password

- CAMS Username and password are same as your Fisk Email.

Username = `jdsmith04`

Password = (enter your Fisk Email password)

- When prompted, please **Enable Popups** for Fisk Website.
- You can also Bookmark the direct link for CAMS, <https://myportal.fisk.edu/student/>



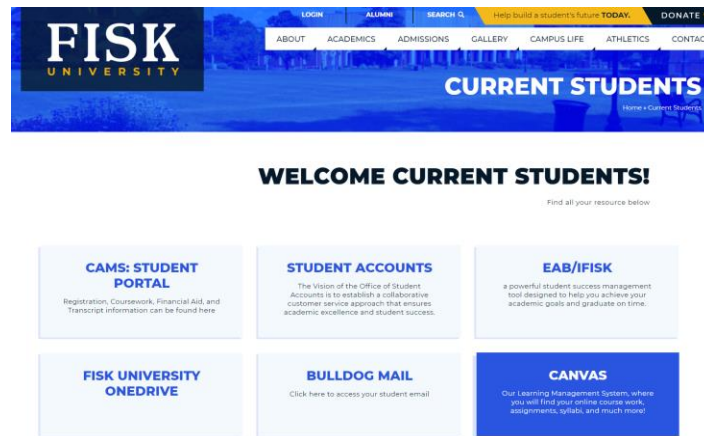
The above QR code is linked to CAMS Student Portal.

What is Canvas?

- Canvas is a Learning (Course) Management System. It is used to access your course related information such as Syllabus, Assignments, Handouts, Course Material, etc.

How to access Canvas?

- Access your Fisk web site at: <http://www.fisk.edu>
- Near top center, you will find link for Student Logins (click on the link), or it can be accessed by this link, <https://www.fisk.edu/current-students/>
- Click on the link of CANVAS.



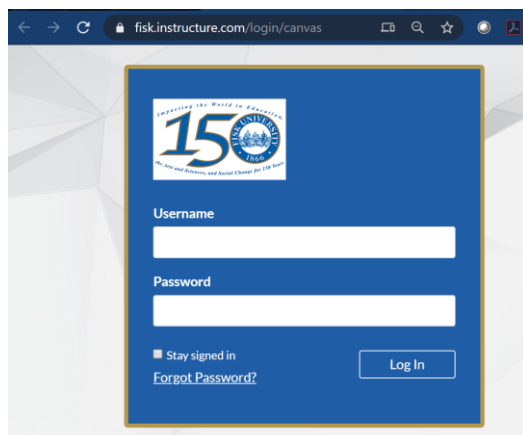
Canvas: Username and Password

- The username is based on your Fisk email (e.g. **jdsmith04**). However, the initial password is your complete student ID (e.g. A000012345). It is different from Fisk Email/CAMS password.

Username: **jdsmith04** (same as your Fisk Email and CAMS)

Password: your student ID (e.g. A000012345)

- You can also Bookmark the direct link for Canvas, <https://fisk.instructure.com/login/canvas>.



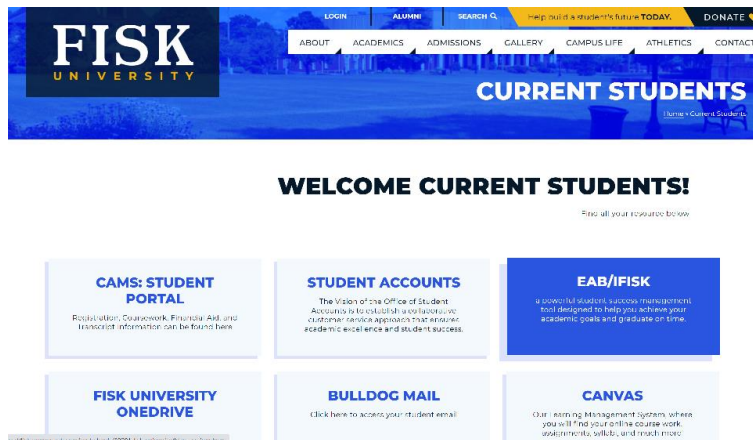
The above QR code is linked to Canvas website.

What is EAB?

- EAB is software tool for student engagement. It is used to schedule meetings with Faculty Advisors, Student Support Services, AESP, and other services.

How to access EAB?

- Access your Fisk web site at: <http://www.fisk.edu>
- Near top center, you will find link for Student Logins (click on the link), or it can be accessed by this link, <https://www.fisk.edu/current-students/>
- Click on the link of EAB.



EAB: username and password

- EAB Username and password are same as your Fisk Email.

Username = `jdsmith04`

Password = (enter your Fisk Email password)

- You can also Bookmark the direct link for EAB, <https://fisk.campus.eab.com/>

NAVIGATE

User Name:

Password:

Log in



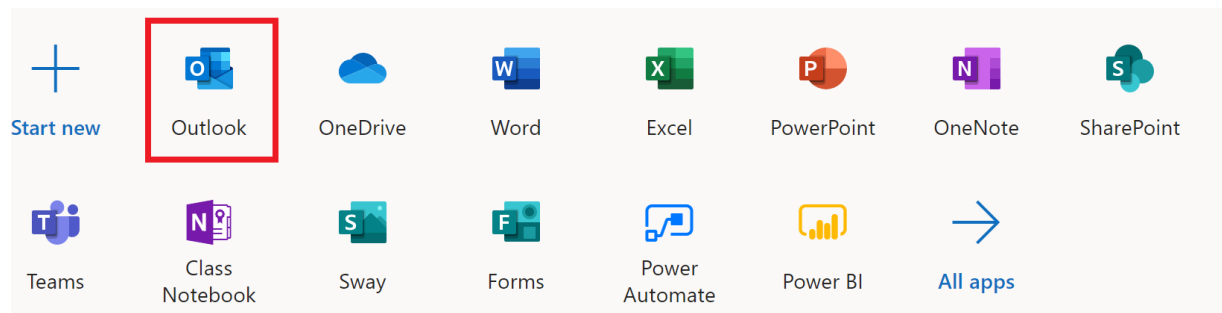
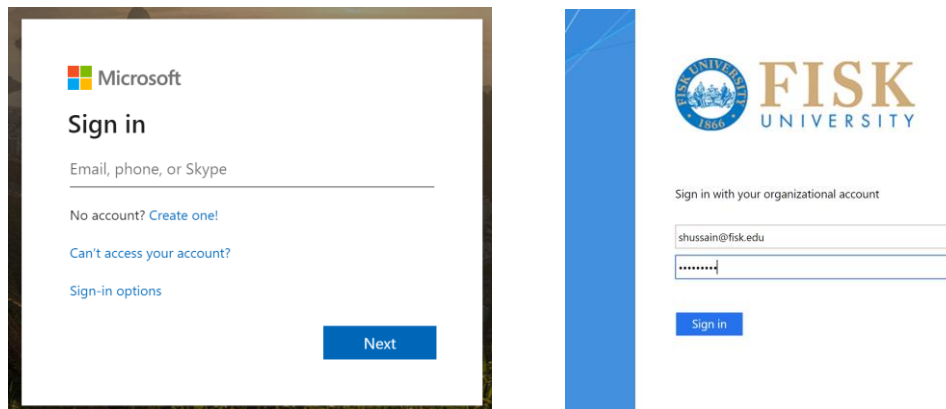
The above QR code is linked to EAB website.

Office 365

The Fisk email account is used to access Office 365 resources, such as OneDrive (Free 1TB space in cloud, reliable and permanent storage).

How to access Office 365?

- In a web browser, open the link, <https://office.com/>
- Enter your email address (complete email address, e.g., jdsmith04@my.fisk.edu) and password.
- You can also Bookmark the direct link for Office 365, <https://office.com/>
- Click on **Outlook** to check your email.
- Explore OneDrive, Word, Excel and other apps.



The above QR code is linked to Office website.

Additional Software for Fisk Students

If needed, students can purchase software tools at a discount price.

FISK UNIVERSITY

















Product Search

Students Faculty/Staff

Most Popular Productivity Data Analysis Security Photo, Video & Design Training Browse by Publisher

Featured

- Popular
- Microsoft
- Minitab
- Parallels
- IBM SPSS
- NortonLifeLock
- Adobe
- VMware
- Clarivate Analytics
- Mindjet
- OriginLab
- Qoppa
- Statistica
- Sticky Password
- All

| | | | |
|---|---|--|--|
|  Office Professional Plus 2019 (PC Only) |  Office Home & Business 2019 (MAC/PC) |  Windows 10 |  Adobe Creative Cloud Subscription |
|  IBM® SPSS® Statistics 26 GradPacks |  IBM® SPSS® Statistics Subscription |  Minitab 19 |  Minitab Express |
|  EndNote X9 |  Parallels Desktop 15 for Mac |  Norton Secure VPN (1 year, 1 device) |  Norton 360 Deluxe (1 year, 3 devices) |
|  Statistica Ultimate Bundle Single User |  OriginPro Student Version 2020b |  MindManager |  PDF Studio 2019 |

<https://fisk.onthehub.com/>



The above QR code is linked to Fisk's OnTheHub website.

Bring Your Own Device (BYOD) Guidelines

1. It is suggested that students bring their own laptops or desktops with traditional operating systems (e.g. Microsoft Windows or MacOS). Also, tablets (e.g. Surface Pro or Surface Book) with traditional operating systems (Windows, MacOS) may be used.



2. Any entry level laptop (or desktop) with the latest operating system would be enough.
3. Chromebooks, iPads, and Android Tablets can be used for web browsing, taking notes, organization, and entertainment; however, these devices are **not suitable** for the software tools required for most of the disciplines at Fisk University.
4. You will be able to connect your device to the Internet using Fisk WiFi (Fisk username/password will be required).
5. Please check Fisk University's Academic Software Discount Website for related software, <https://fisk.onthehub.com/>.
6. Fisk University will not provide any software or hardware support for your device.

ITS Help

If you have any problem related to Fisk IT, please do not hesitate to contact ITS helpdesk.

General ITS Help

For general ITS Help related to Fisk Email, CAMS, EAB, Internet, WiFi, and other problems:

itshelp@fisk.edu

(615) 329-8693

Canvas Help

For Canvas related problems, please contact the following:

Tsehay Demeke

tdemeke@fisk.edu

ITS Location

The ITS Office is in the lower floor of Fisk Library.



The above QR code is linked to Library's location.