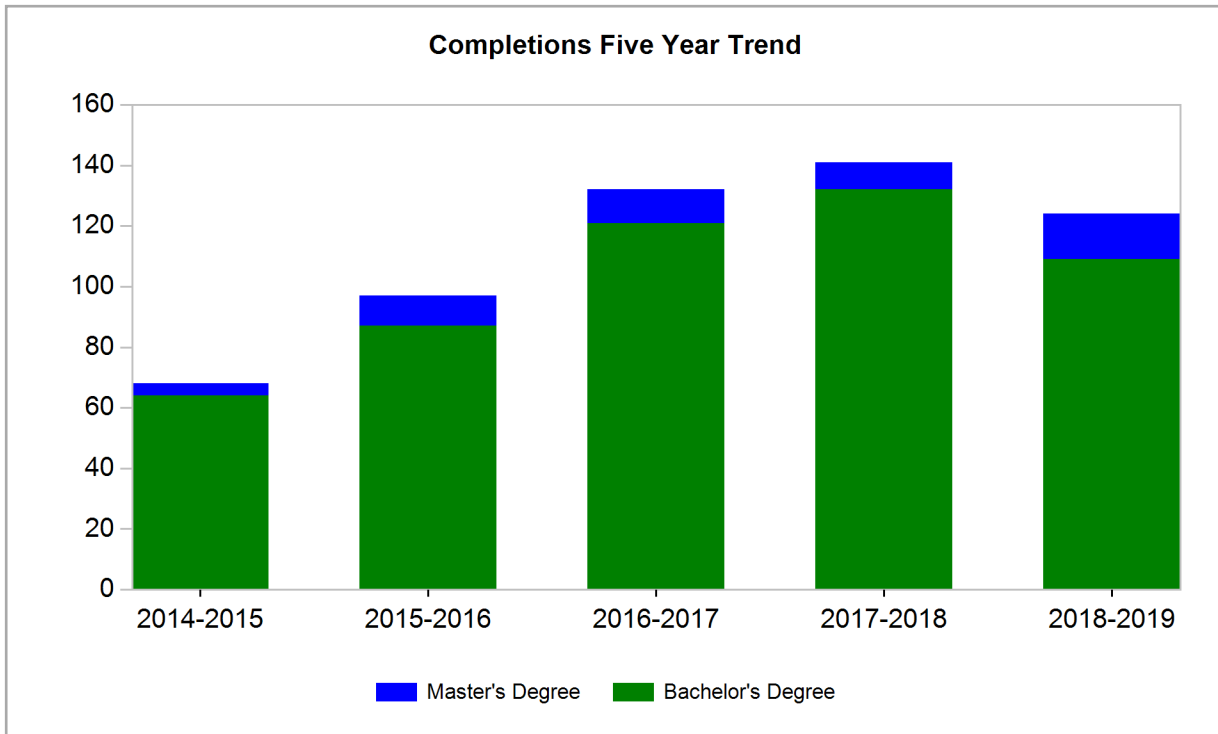


Fisk University 2018-2019 Completions Statistics Report






Total Completions Reported: 124



Completions by Degree Level		
Degree Level	Number	%
Bachelor's Degree	109	87.90 %
Master's Degree	15	12.10 %
Total	124	

Completions by Degree Level, Awarded Term				
Degree Level	Summer 2018	Fall 2018	Spring 2019	Total
Bachelor's Degree	15	17	77	109
Master's Degree	1	7	7	15
Total	16	24	84	124

Top Undergraduate Program Areas (4-digit CIP)

Title*	CIP Code	%	
Psychology, General	4201	22.02 %	
Business Administration, Management And Operations	5202	21.10 %	
Biology, General	2601	16.51 %	
Political Science And Government	4510	10.09 %	
English Language And Literature, General	2301	6.42 %	

Top Graduate Program Areas (4-digit CIP)

Title*	CIP Code	%	
Physics	4008	40.00 %	
Clinical, Counseling And Applied Psychology	4228	40.00 %	
Biology, General	2601	20.00 %	

Completions by Major (6-digit CIP)

Title*	CIP Code	Number	%
Art/Art Studies, General	500701	3	2.42 %
Biochemistry and Molecular Biology	260210	2	1.61 %
Biology/Biological Sciences, General	260101	21	16.94 %
Business Administration and Management, General	520201	23	18.55 %
Chemistry, General	400501	3	2.42 %
Clinical Psychology	422801	6	4.84 %
Computer and Information Sciences, General	110101	3	2.42 %
English Language and Literature, General	230101	7	5.65 %
General Studies	240102	3	2.42 %
History, General	540101	1	0.81 %
Mathematics, General	270101	1	0.81 %
Music, General	500901	2	1.61 %
Physics, General	400801	7	5.65 %
Political Science and Government, General	451001	11	8.87 %
Psychology, General	420101	24	19.35 %
Sociology	451101	5	4.03 %
Spanish Language and Literature	160905	2	1.61 %

Total 124

* Note: Major titles are as described in the CIP2010