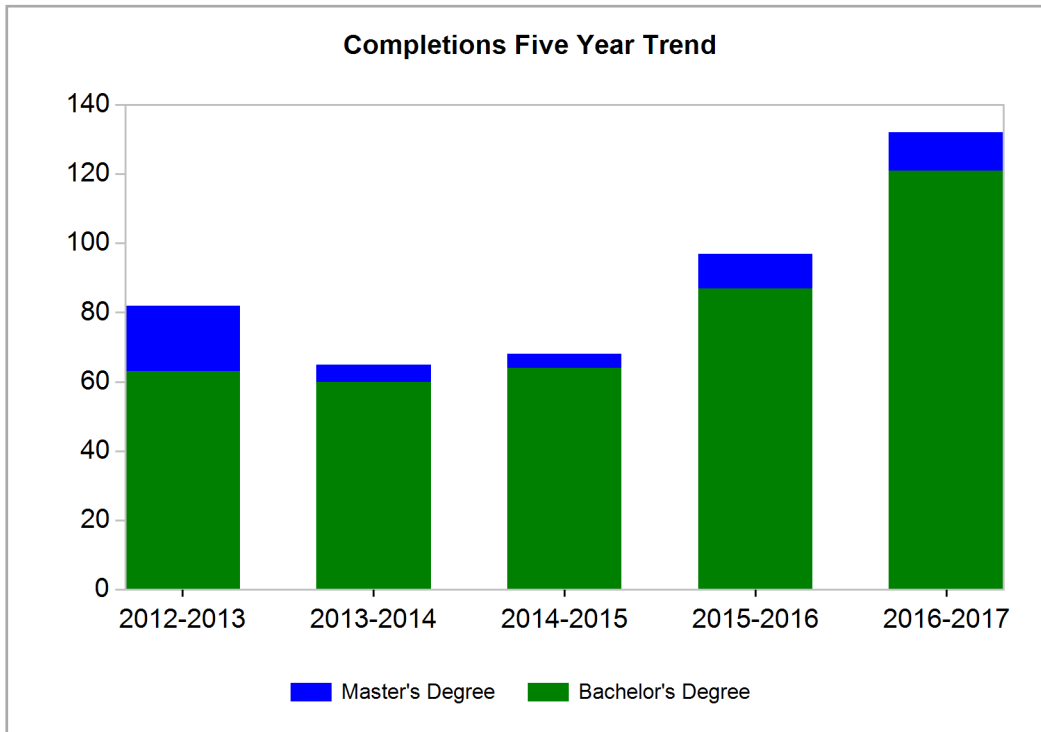


Fisk University 2016-2017 Completions Statistics Report

Total Completions Reported: 132








Completions by Degree Level

Degree Level	Number	%
Bachelor's Degree	121	91.67 %
Master's Degree	11	8.33 %
Total	132	

Completions by Degree Level, Awarded Term

Degree Level	Summer	Fall	Spring	Total
Bachelor's Degree	20	12	89	121
Master's Degree	0	8	3	11
Total	20	20	92	132

Top Program Areas (2-digit CIP)

Title*	CIP Code	%	
Biological And Biomedical Sciences	26	18.18 %	
Psychology	42	18.18 %	
Business, Management, Marketing, And Related Support Services	52	18.18 %	
Social Sciences	45	15.91 %	
Physical Sciences	40	10.61 %	

Completions by Major (6-digit CIP)

Title*	CIP Code	Number	%
Art/Art Studies, General	500701	4	3.03 %
Biochemistry and Molecular Biology	260210	3	2.27 %
Biology/Biological Sciences, General	260101	21	15.91 %
Business Administration and Management, General	520201	24	18.18 %
Chemistry, General	400501	5	3.79 %
Clinical Psychology	422801	1	0.76 %
Computer and Information Sciences, General	110101	5	3.79 %
English Language and Literature, General	230101	10	7.58 %
History, General	540101	2	1.52 %
Mathematics, General	270101	1	0.76 %
Physics, General	400801	9	6.82 %
Political Science and Government, General	451001	8	6.06 %
Psychology, General	420101	23	17.42 %
Sociology	451101	13	9.85 %
Spanish Language and Literature	160905	2	1.52 %
Special Education and Teaching, General	131001	1	0.76 %

Total 132

* Note: Major titles are as described in the CIP2010